

MORPHOLOGIC VARIABILITY IN LOWER PALAEOZOIC ACRITARCHS: IMPORTANCE FOR ACRITARCH SYSTEMATICS

OLDŘICH FATKA

Charles University, Institute of Geology and Palaeontology, Albertov 6, 128 43 Praha 2, Czech Republic;
e-mail: fatka@natur.cuni.cz

RAINER BROCKE

Research Institute Senckenberg, Palynology and Microvertebrates of the Palaeozoic, Senckenberganlage 25,
D-60325 Frankfurt am Main, Germany; e-mail: Rainer.Brocke@senckenberg.de



Fatka, O., Brocke, R. (2008): Morphologic Variability in Lower Palaeozoic Acritarchs: Importance for Acritarch Systematics. – Acta Mus. Nat. Pragae, Ser. B, Hist. Nat., 64(2–4): 97–107. Praha. ISSN 0036-5343.

Abstract. Intraspecific variability of Lower Palaeozoic acritarchs has a basic impact on systematic classification on both species and genus levels. The description of new taxa (including taxonomic splitting) dominated the initial period of acritarch classification. A second period, indicated by the revision of morphological variability, started in the mid nineties of the last century. Major methods and results of these studies are shortly summarized.

■ Lower Palaeozoic, acritarchs, systematics.

Received November 24, 2008

Issued December 2008

Introduction

Evitt (1963) established the informal group Acritarcha incorporating all organic-walled microfossils (OWM) of unknown origin. The systematic classification of Acritarcha is uncertain by its definition (Evitt 1963) and thus forms a “collection basket” of naturally not assignable organisms, belonging both to the animal and plant phyla. However, it is generally accepted that a great proportion most probably represents various cysts of phytoplankton (Downie et al. 1963; Tappan 1980; Martin 1993; Molyneux et al. 1996; Servais et al. 1997; Strother 2008).

Despite their problematic origin combined with the comparatively short history of their studies and quite extensive laboratory processing, acritarchs have been well employed for biostratigraphic purposes (Brocke et al. 1995). More recently, acritarchs are of increasing value for palaeoecological application (e.g., Le Hérissé 1989). Similarly as in other *incertae sedis* groups, the classification of acritarchs is based on morphological features like shape and symmetry of the cyst, number, length and distribution of processes, type of opening, etc.

Two major approaches are currently in use for the classification of acritarchs: an artificial system of categorisation and a naturally directed one. The artificial classification introduced by Downie et al. (1963) is purely phenetic, as they grouped the taxa by simple comparison of their mor-

phology. Strother (1996) pointed to the most specific feature of this generally used classification: the basic taxonomic unit is the genus and not the species. The artificial classification is also represented by different subgroups as proposed by Downie et al. (1963) and Deflandre and Deflandre (1964). Downie et al. (1963) established thirteen major morphological subgroups (Acanthomorphytae, Diacromorphytae, Dinethromorphytae, Disphaeromorphytae, Herkomorphytae, Nethromorphytae, Oomorphytae, Platymorphytae, Polygonomorphytae, Prismatomorphytae, Pteromorphytae, Sphaeromorphytae, Stephanomorphytae). Deflandre and Deflandre (1964) suggested to classify Acritarcha as “Pararordo”, and consequently they designated Downie’s et al. (1963) “subgroups” as “Parafamiliae” and “genera” as “Paragenera”, respectively. Still before the definition of acritarchs as widely used today, there were several proposals how to classify OWM obtained from Precambrian to Mesozoic sediments (e.g., Naumova 1949, 1950, Timofeev 1964).

However, within the last fifty years this artificial classification was repeatedly criticized by several acritarch workers and alternatively some of them proposed more natural classification schemes. Mädler (1963, 1964) recommended a natural system indicated as “Algae incertae sedis” and established the class Hystrichophyta for those taxa which could be excluded from the acritarchs. In this sense, he proposed the orders Tasmanales, Leiosphaeriales and Hystrichosphaeriales including several families. Eisenack (1969)

considered acritarchs (hystrichospheres) as a heterogenetic group but many of them he regarded as unicellular algae and thus applied the botanical nomenclature. He followed Mädler's classification scheme in parts by using the term Hystrichophyta. However, his concept for families differs from the one Mädler had established (1964). Cramer (1970) and Cramer and Díez (1979) did not adopt Downie's scheme as well, they introduced three, more widely defined informal units instead (Sphaeomorphae, Acanthomorphae, and one undefined unit for the remaining taxa) and recommended a simple alphabetical listing of taxa. Tappan (1980) did not follow the non-Linnean classification but she simply listed the earlier established subgroups, and effectively transferred some acritarchs (e.g., *Tasmanites*, *Leiosphaeridia*, *Cymatiosphaera*) to the group of Green Algae (Prasinophyta, Chlorophyta and Euglenophyta).

Today, the majority of acritarch workers follows Cramer's (1970) pragmatic approach to classify acritarchs sim-

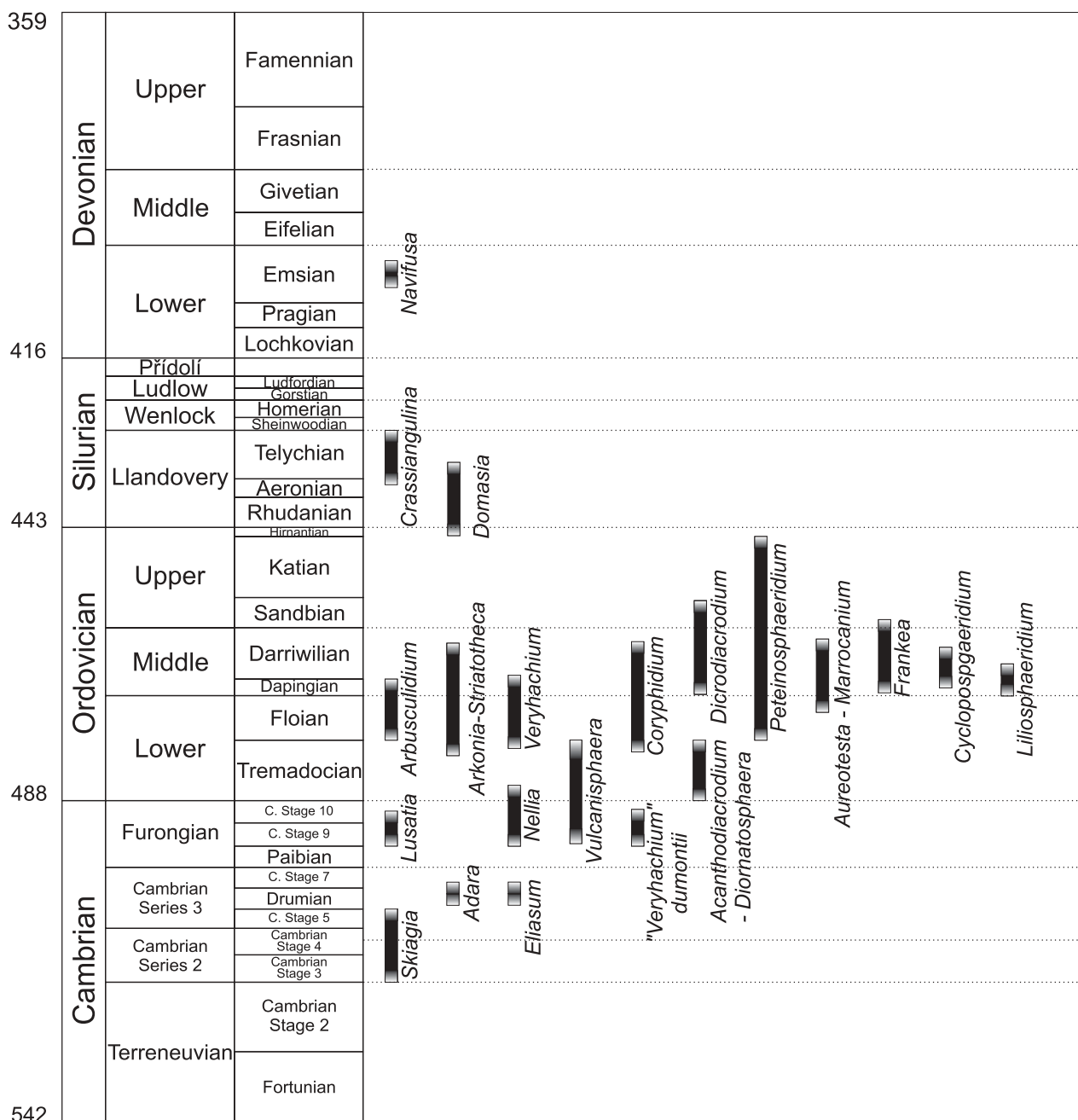
ply in alphabetical order but try to exclude those forms which show clear affinities to different groups of algae.

Methods of study

Research in OWM since the early 1930ies has given rise to two major methods of optical microscopy:

- study of isolated specimens from organic residues received after laboratory treatment (mechanical and chemical maceration)
- thin sections of preferable fine grained sediments like shale, siltstone and marl

This classical approach has been supplemented by the application of scanning electron microscopy (SEM) starting in the early 1960. More methods have followed, employed for special application, like TEM (Jux 1971, 1977), infrared microscopy (e.g., Brocke and Wilde 2001), confocal microscopy and Raman microscopy (e.g., Kudryavtsev et al.



Text-fig. 1 Ranges of the revised taxa from Cambrian to Devonian; also indicated in table 1.

2001). The observation of objects scratched from the surface of metamorphosed rocks was introduced by Pacltová (1986), similarly as the scanning electron microscopy of fresh rock surface (Pacltová 1977). SEM of polished, slightly etched rock surface applied for sedimentological study of Silurian micritic limestones from the island of Gotland revealed three-dimensionally preserved OWM, including acritarchs and prasinophytes (Munnecke and Servais 1996).

Attempts to implement a biological approach in the classification of OWM have led to the separation of prasinophyte phycmata from the so-called Hystriospheres (Mädler 1963). However, not till the substantial summary of plant protists by Tappan (1980) the prasinophytes (e.g. the families Cymatiosphaeracea, Leiosphaeridacea, Pterospermatacea, Tasmanitacea, Pterosphaeridiacea and Pterospermellacea of green algae) have achieved sustained effect to exclude them from the artificial group Acritarcha.

Colbath and Grenfell (1995) recognized three, probably evolutionary clades based on wall architecture, namely

- (1) the Cambrian–Permian *Baltisphaeridium* clade,
- (2) the Middle-Upper Ordovician *Peteinosphaeridium* clade, and
- (3) the Lower Silurian-Lower Devonian *Cymbosphaeridium* clade.

In this context, Colbath and Grenfell (1995) also emphasized the resemblance of dinocysts and members of the *Cymbosphaeridium* clade.

Until the end of 1980ies acritarch studies were mainly focused on their biostratigraphic application and thus numerous new taxa have been established. Unfortunately, the majority of these new genera and species are based on a quite restricted number of specimens studied without taking into account the obvious morphologic variability. The highest diversity of acritarchs has been reported from the Ordovician, altogether about 250 genera and more than 2.000 species are known (Servais 1998). In the recently compiled Phytopal 2007 database more than 1.000 acritarch genera were listed (Mullins et al. 2007). In 1989 Le Herissé was one of the first acritarch workers who carefully analysed a great number of well diversified assemblages. Exceptionally well-preserved material enabled detailed study and evaluation of numerous specimens of the same taxon. In this comprehensive monograph on Silurian OWM of Gotland, Le Herissé (1989) introduced the philosophy of population analyses, which verified a much higher level of morphological variability than expected previously.

Since that time more than twenty Cambrian to Devonian acritarch genera and/or species have been re-evaluated in this context (Text-fig. 1, Tab. 1). Goal of these revisions is to recognize and document morphologic variability. At least six different approaches of testing the morphologic variability have been employed:

1. simple biometric analyses; e.g., Vecoli et al. (1999), Wauthoz et al. (2003);
2. multivariate statistical analyses; e.g., Wauthoz and Gérard (1999), Stricanne et al. (2005)
3. statistical analyses of morphological parameters; e.g. Stricanne and Servais (2002);
4. analyses and comparison of populations originating from different palaeogeographical areas; e.g., Fatka and Brocke (1999);

5. general morphological trends in stratigraphical succession associated with transgression; e.g., Fatka and Brocke (2008)
6. orientation of specimens within a cluster; e.g., Vanguetaine in Streele et al. (1988).

Examples of simple biometrical analyses are shown in figures 2 and 3. Several measured morphological parameters are indicated for *Leiosphaeridia* (Text-fig. 2A), *Navifusa* (Text-fig. 2B) and *Eliasum* (Text-fig. 2C), and scatter diagrams of the central body length (CB_L) against central body width (CB_W) for specimens of *Leiosphaeridia* spp. (Text-fig. 2D) and *Navifusa bacilla* (Text-fig. 2E). Continuous variability in samples KL-45, Da-10 and DA-15 documents the presence of one single taxon, while several discrete clouds in sample KL-51 gives evidence for the presence of more taxa.

In the text-figure 3, two height histograms for a population of *Eliasum* show the number of specimens attributed to six classes which are based on the central body width (fig. 3A), and the number of thickenings on the central body (Text-fig. 3B).

The scatter diagram of measurements of central body length (CB_L) against central body width (CB_W) for specimens of *Eliasum* show a continuous morphological variability (Text-fig. 3C) and changing number of thickenings on the central body of *Eliasum* when plotted in stratigraphic order (Text-fig. 3D).

In addition to the acritarchs, a comparable morphological variability has also been documented from other OWM, e.g. from the genera *Chuarina* WALCOTT 1899 (see Steiner 1997), *Marpolia* WALCOTT 1919 and *Siphonophycus* SCHOPF 1968 emend. KNOLL, SWETT et MARK 1991 (see Steiner and Fatka 1996).

One of the most recent papers dealing with the morphologic variability of acritarch populations was published by Wauthoz et al. (2003). They effectively applied the philosophy of population analyses by using morphological features of acritarchs for a consequently variability-based systematic concept, and they established four different kinds (axes) of morphological variability (2003, p. 78-79):

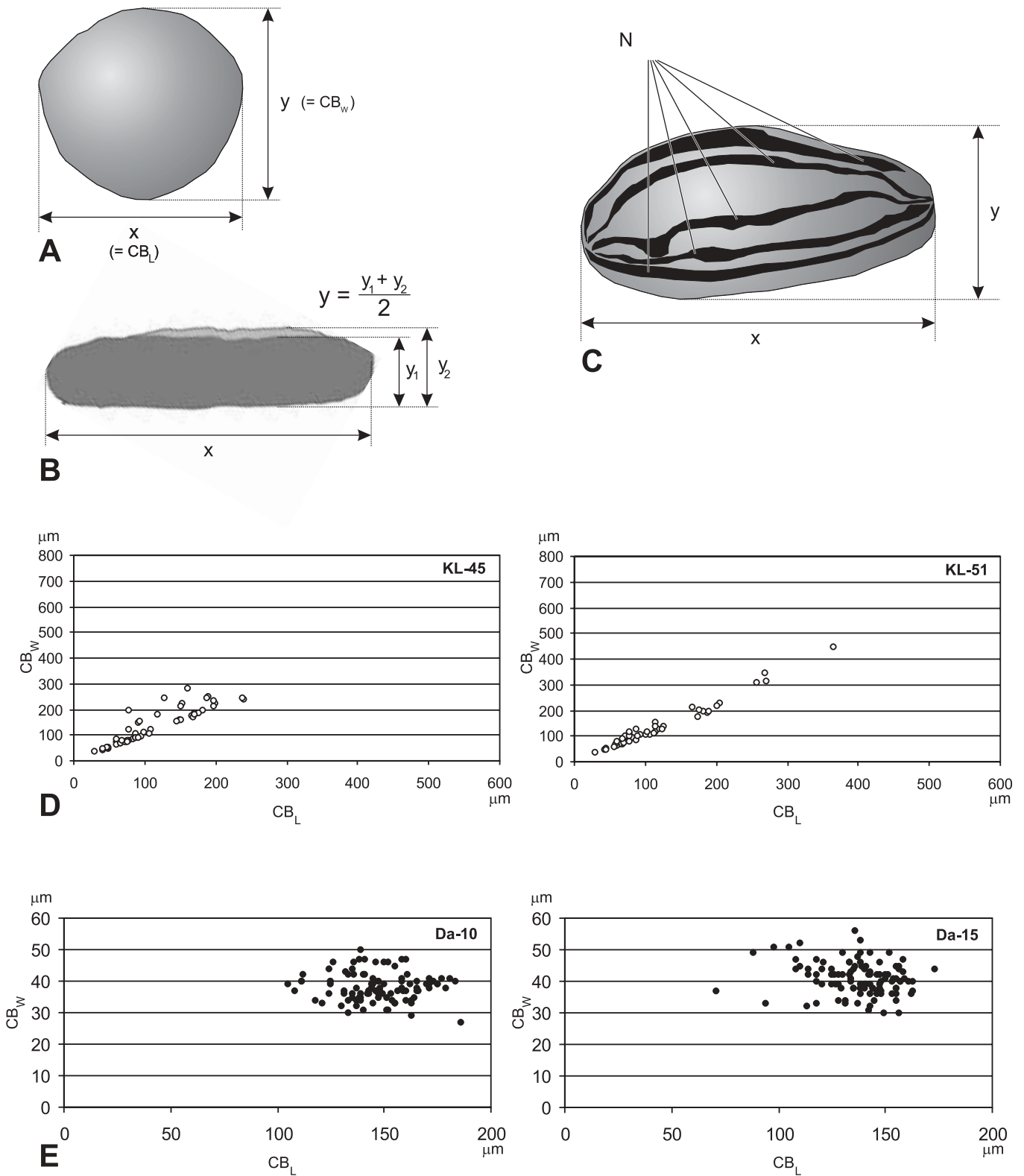
- variability allowed by genes (genotype),
- variability due to environmental stress (ecophenotype),
- variability of features through time as the taxon evolves (chronotype),
- variability due to taphonomic agents (taphotype).

Conclusion

It is obvious that mere evaluation of earlier published data is not appropriate to rationalize the systematics of taxa (genera) revised. Moreover, a careful analysis of actually existing large populations is inevitable, e.g. specimens observed in a single palynological sample are a substantial part. Revisions based on extensive microscopic work combined with detailed bibliographic studies may provide us with relevant results for systematics, stratigraphy, and palaeogeography. Bibliographic revisions alone (e.g. Sarjeant and Stancliffe 1994, 1996, 2000; Servais et al. 2008a) can only comprehensively summarize earlier data, and the potential to improve and clarify systematics is considerably restricted or even highly questionable. Such an

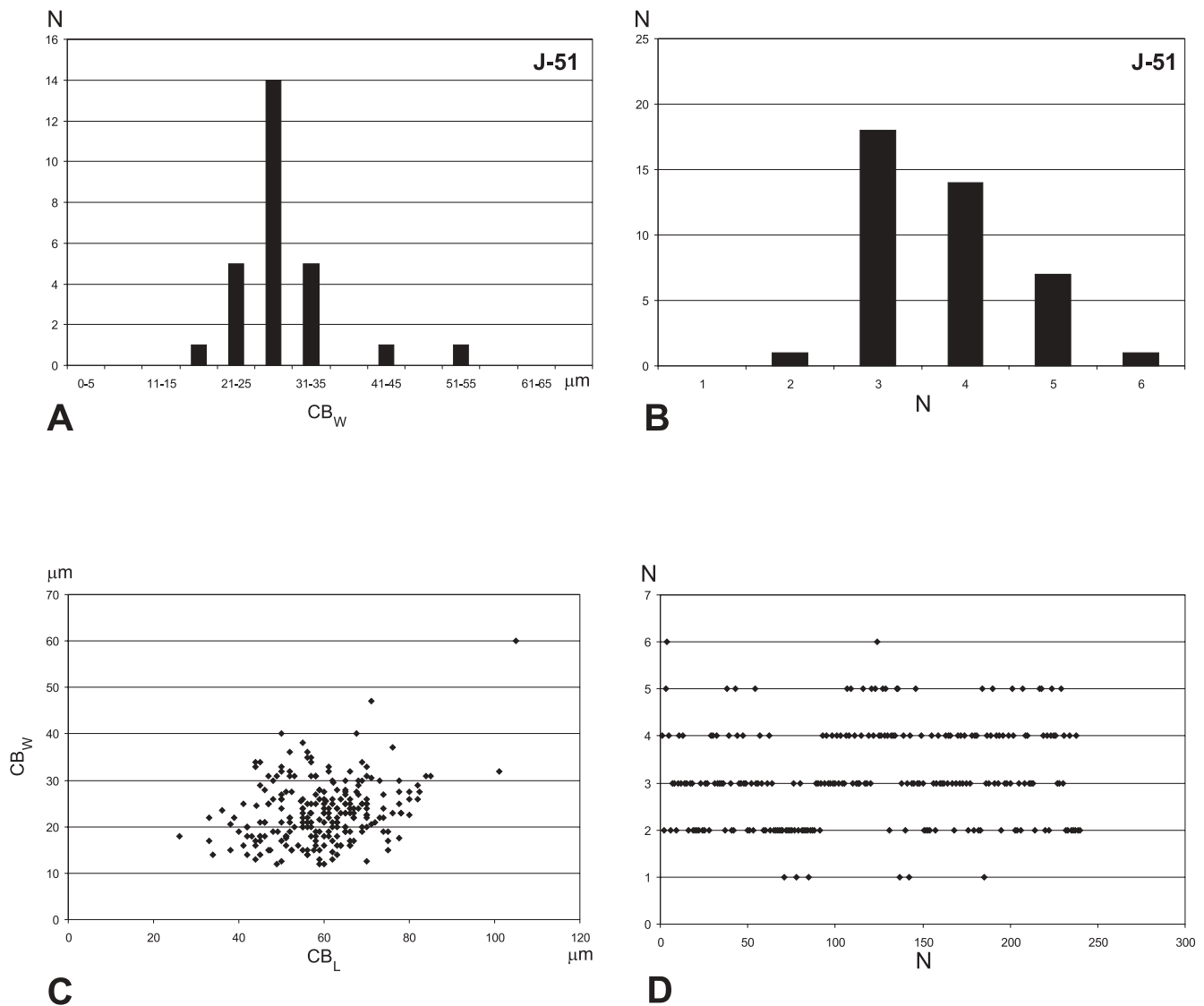
Table 1: To date, following acritarch taxa have been re-evaluated:

Genus/species	Stratigraphic distribution	Publication
1. <i>Acanthodiacrodium</i> Timofeev 1958 emend. Deflandre and Deflandre-Rigaud 1962 restrict. Moczydlowska and Stockfors 2004	“Upper” Cambrian – Lower Ordovician	Paalits and Heuse (2000), Moczydlowska and Stockfors (2004)
2. <i>Adara</i> Fombella 1977, emended Martin 1981	“Middle” Cambrian	Tonarová and Fatka (in prep.)
3. <i>Arbusculidium</i> Deunff 1968	Lower – Middle Ordovician	Fatka and Brocke (1999)
4. <i>Arkonia</i> Burmann 1970 plus <i>Striatotheca</i> Burmann 1970 emend. Sarjeant and Stancliffe 1994	Lower – Upper Ordovician	Servais (1997)
5. <i>Aureotesta</i> Vavrdová 1972 plus <i>Marrocanium</i> Cramer et al. 1974	Lower – Middle Ordovician	Brocke et al. (1998)
6. <i>Coryphidium</i> Vavrdová 1972 emend. Servais, Molyneux and Vecoli 2008	Lower – Upper Ordovician	Servais et al. (2008), Molyneux and Leader (1997)
7. <i>Crassiangulina</i> Jardiné, Combaz, Magloire and Peniguel 1974	early Silurian	Wauthoz, Dorning and Le Hérissé (2003)
8. <i>Cristallinium randomense</i> Martin in Martin and Dean 1981 emend. Martin in Martin and Dean 1988	“Upper” Cambrian	Vanguetaine (2002)
9. <i>Cyclosphaeridium</i> Uutela and Tynni 1991 emend. Playford, Ribecai and Tongiorgi 1995	Lower – Middle Ordovician	Playford, Ribecai and Tongiorgi (1995)
10. <i>Dicrodiacrodium</i> Burmann 1968	Lower – Middle Ordovician	Servais et al. (1996)
11. <i>Diornatosphaera</i> Downie 1958	“Upper” Cambrian – Lower Ordovician	Paalits and Heuse (2000)
12. <i>Domasia</i> Downie 1960 emend. Hill 1974	Silurian	Wauthoz and Gérard (1999)
13. <i>Eliasum</i> Fombella 1977	“Middle” Cambrian	Tonarová and Fatka (in prep.)
14. <i>Frankea</i> Burmann 1970 emend. Servais 1993	Middle Ordovician	Servais (1993), Fatka et al. (1997), Vecoli et al. (1999)
15. <i>Liliosphaeridium</i> Uutela and Tynni 1991 emend. Playford, Ribecai and Tongiorgi 1995	Lower – Middle Ordovician	Playford, Ribecai and Tongiorgi 1995
16. <i>Lusatia</i> Burmann 1970 emend. Sarjeant and Vavrdová 1997	Late Cambrian (Furongian)	Albani et al (2007)
17. <i>Marrocanium</i> Cramer et al. 1974	Lower – Middle Ordovician	Brocke et al. (1998)
18. <i>Navifusa</i> Combaz, Lange and Pansart 1967 ex Eisenack et al. 1976	Lower Devonian	Fatka and Brocke (2008)
19. <i>Nellia</i> Golub and Volkova in Volkova and Golub 1985	Lower Ordovician	Stricanne et al. (2005)
20. <i>Peteinosphaeridium</i> Staplin, Jansonius and Pocock 1965 emend. Eisenack 1969	Lower – Upper Ordovician	Playford, Ribecai and Tongiorgi (1995)
21. <i>Skiagia</i> Downie 1982 emend. Moczydlowska 1991	“Lower-Middle” Cambrian	Moczydlowska and Zang (2006)
22. <i>Veryhachium</i> Deunff 1954 emend. Downie and Sarjeant 1963 emend. Turner 1984 emend. Sarjeant and Stancliffe 1994	Lower Ordovician	Servais et al. 2008
23. “ <i>Veryhachium</i> ” <i>dumontii</i> Vanguetaine 1973	“Upper” Cambrian	Rayevskaya and Servais (2004)
24. <i>Vulcanisphaera</i> Deunff 1961 emend. Rasul 1976	“Middle” Cambrian – Lower Ordovician	Blanchon et al. (2004)



Text-fig. 2:

A - parameters measured in *Leiosphaeridia* spp.; **B** - parameters measured in *Navifusa bacilla* (Deunff 1955) Playford 1977; **C** - parameters measured in *Eliasum ilaniscum* Fombella 1977; **D** - CB_L/CB_W in *Leiosphaeridia* spp. in samples KL-45 and KL-51 at the Silurian/Devonian GSSP, adapted from Brocke et al. (2006); **E** - CB_L/CB_W in *Navifusa bacilla* in samples Da-10 and Da-15 from the Lower Devonian Daleje Shale, adapted from Fatka and Brocke (2008).



Text-fig. 3:

A – number of specimens and their CB_W measured in *Eliasum llaniscum* from the sample J-51 (Jince Formation); **B** – number of thickenings in *Eliasum llaniscum* from the sample J-51 (Jince Formation); **C** - CB_L/CB_W in *Eliasum llaniscum* from the Jince Formation; **D** – number of thickenings in *Eliasum llaniscum* from the Jince Formation. All from Tonarová and Fatka (in prep.)

approach may lead to an incomplete or actually misinterpreted picture, which implies the risk of disqualifying acritarchs as an excellent tool for reconstructing biostratigraphical, palaeogeographical, and palaeoecological models.

Acknowledgements

The Czech Science Foundation supported the contribution through the Project N° 205/06/0395 and the MSM 0021620855. We are grateful to the reviewers Dr. Thomas Heuse and Dr. Olaf Schmidt-Gündel for constructive comments to improve this paper.

References

Albani, R., Bagnoli, G., Ribecai, C., Rayevskaya, E. (2007): Late Cambrian acritarch *Lusatia*: Taxonomy, palaeogeography, and biostratigraphic implications. – Acta Palaeontologica Polonica, 52 (4): 809-818.

Blanchon, M., Raevskaya, E., Servais, T., Vecoli, M. (2004): The Cambro-Ordovician acritarch *Vulcanisphaera*. – In: Munecke, A., Servais, T., Schulbert, C. (eds.): Abstracts and Field Guide of International Symposium “Early Palaeozoic Palaeogeography and Palaeoclimate”, September 2004, Erlangen, Germany. Erlanger geologische Abhandlungen 5 (156): 22-23.

Brocke, R. (1998): Evaluation of the Ordovician acritarch genus *Ampululla* Righi. – Annales de la Société Géologique de Belgique, 120: 73-97.

Brocke, R., Fatka, O., Molyneux, S.G., Servais, T. (1995): First appearance data of selected Early Ordovician acritarch taxa from Peri-Gondwana. – In: Cooper, J.D., Droser, M.L., Finney, S.C. (eds.): “Ordovician Odyssey: Short Papers for the 7th International Symposium on the Ordovician System”, pp. 473-476.

Brocke, R., Fatka, O., Servais, T. (1998): A review of the Ordovician acritarchs *Aureostesta* and *Marrocanium*.

- Annales de la Société Géologique de Belgique, 120 (1): 1-21.
- Brocke, R., Fatka, O., Wilde, V. (2006): Acritarchs and prasinophytes of the Silurian-Devonian GSSP (Klonk, Barrandian area, Czech Republic). – *Bulletin of Geosciences*, 81(1): 27-41.
- Brocke, R., Wilde, V. (2001): Infrared Video Microscopy – an efficient method for the routine investigation of opaque organic-walled microfossils. – *Facies*, 45: 157-164.
- Burmann, G. (1968): Diacrodien aus dem unteren Ordovizium. – *Paläontologische Abhandlungen*, B, 2(4): 635-652.
- Burmann, G. (1970): Weitere organische Mikrofossilien aus dem unteren Ordovizium. – *Paläontologische Abhandlungen*, B, 3(3-4): 289-332.
- Colbath, G.K. (1986): The Lower Paleozoic organic-walled phytoplankton (“acritarch”) genus *Frankea* Burmann 1970. – *Micropaleontology*, 32(1): 72-73.
- Colbath, G.K., Grenfell, H.R. (1995): Review of biological affinities of Paleozoic acid-resistant, organic-walled eukaryotic algal microfossils (including “acritarchs”). – *Review of Palaeobotany and Palynology*, 86: 287-314.
- Combaz, A., Lange, W., Pansart, J. (1967): Les “Leiofusidae” Eisenack, 1938. – *Review of Palaeobotany and Palynology*, 1: 291-307.
- Cramer, F.H. (1970): Distribution of selected Silurian acritarchs. An account of the palynostratigraphy and paleogeography of selected Silurian acritarch taxa. – *Revista española de micropaleontología*, numero extraordinario, pp. 1-203.
- Cramer, F.H., Allam, B., Kanes, W.H., Díez, M. del C.R. (1974): Upper Arenigian to Lower Llanvirnian acritarchs from the subsurface of the Tadla Basin in Morocco. – *Palaeontographica*, B, 145(5-6): 182-190.
- Cramer, F.H., Díez, M.d.C.R. (1977): Late Arenigian (Ordovician) acritarchs from Cis-Saharan, Morocco. – *Micropaleontology*, 23: 339-360.
- Cramer, F.H., Díez M.d.C.R. (1979): Lower Paleozoic Acritarchs. – *Palynologia*, 1: 17-160.
- Deflandre, G., Deflandre-Rigaud, M. (1962): Nomenclature et systématique des Hystrichosphères (sens. lat.), observations et rectifications. – *Revue de micropaléontologie*, 4(4): 190-196.
- Deflandre, G., Deflandre-Rigaud, M. (1964): Notes sur les acritarches. – *Revue de micropaléontologie*, 7: 111-114.
- Deunff, J. (1954): *Veryhachium*, genre nouveau d’Hystrichosphères du Primaire. – *Compte rendu sommaire des séances de la Société géologique de France*, 13: 305-307.
- Deunff, J., (1955): Un microplancton fossile dévonien à Hystrichosphères du continent Nord-Américain. – *Bulletin de microscopie appliquée*, sér. 2, 5(11-12): 138-149.
- Deunff, J. (1961): Un microplancton à Hystrichosphères dans le Tremadoc du Sahara. – *Revue de micropaléontologie*, 4(1): 37-52.
- Deunff, J. (1968): *Arbusculidium*, genre nouveau d’Acritarche du Trémadocien marocain. – *Compte rendu sommaire des séances de la Société géologique de France*, 1968, (3): 101-102.
- Downie, C. (1958): An assemblage of microplankton from the Shineton Shales (Tremadocian). – *Proceedings of the Yorkshire Geological Society*, 31(12): 331-349.
- Downie, C. (1960): *Deunffia* and *Domasia*, new genera of hystrichospheres. – *Micropaleontology*, 6(2): 197-202.
- Downie, C. (1982): Lower Cambrian acritarchs from Scotland, Norway, Greenland and Canada. – *Transactions of the Royal Society of Edinburgh, Earth Sciences*, 72: 257-282.
- Downie, C., Evitt, W.R., Sarjeant, W.A.S. (1963): Dinoflagellates, hystrichospheres, and the classification of the acritarchs. – *Stanford University Publications, Geological Sciences*, 7: 1-16.
- Downie, C., Sarjeant, W.A.S. (1963): On the interpretation and status of some hystrichosphere genera. – *Palaeontology*, 6(1): 83-96.
- Eisenack, A. (1969): Zur Systematik einiger paläozoischer Hystrichosphären (Acritarcha) des baltischen Gebietes. – *Neues Jahrbuch für Geologie und Paläontologie, Abhandlungen*, 133: 245-266.
- Eisenack, A., Cramer, F.H., Díez, M. del C.R. (1976): Katalog der fossilen Dinoflagellaten, Hystrichosphären und verwandten Mikrofossilien. Band IV Acritarcha 2. Teil. E. – *Schweizerbart’sche Verlagsbuchhandlung, Stuttgart*, 863 pp.
- Evitt, W.R. (1963): A discussion and proposals concerning fossil dinoflagellates, hystrichospheres, and acritarchs. I. – *Proceedings of the National Academy of Science of the United States of America*, 49: 158-164.
- Fatka, O., Brocke, R. (1999): Morphologic variability in two populations of *Arbusculidium filamentosum* (Vavrdová 1965) Vavrdová 1972. – *Palynology*, 23: 153-180.
- Fatka, O., Brocke, R. (2008): Morphologic variability and method of opening of the Devonian acritarch *Navifusa*. – *Review of Palaeobotany and Palynology*, 148: 108-123.
- Fatka, O., Molyneux, S.G., Servais, T. (1997): The Ordovician acritarch *Frankea*: Some critical remarks. – *Geobios*, 30(3): 321-326.
- Fensome, R.A., Williams, G.L., Barss, M.S., Freeman, J.M., Hill, J.M. (1990): Acritarchs and fossil prasinophytes: an index to genera, species and intraspecific taxa. – *American Association of Stratigraphic Palynologists. Contribution Series*, 25: 1-771.
- Fombella Blanco, M.A. (1977): Acritarcos de edad Cámbrico medio-inferior de la Provincia de León, España. – *Revista española de micropaleontología*, 9(1): 115-124.
- Hill, P.J. (1974): Stratigraphic palynology of acritarchs from the type area of the Llandovery and the Welsh Borderland. – *Review of Palaeobotany and Palynology*, 18(1-2): 11-23.
- Jardiné, S., Combaz, A., Magloire, L., Peniguel, G., Vachey, G. (1974): Distribution stratigraphique des Acritarches dans le Paléozoïque du Sahara Algérien. – *Review of Palaeobotany and Palynology*, 18(1-2): 99-129.
- Jux, U. (1971): Über den Feinbau der Wandungen einiger paläozoischer Baltisphaeridiaceen. – *Palaeontographica Abt. B*, 136: 115-128.
- Jux, U. (1977): Über die Wandstrukturen sphaeromorpher Acritarchen: *Tasmanites* Newton, *Tapajonites* Sommer und van Boekel, *Chuarina* Walcott. – *Palaeontographica Abt. B*, 160: 1-16.

- Knoll, A.H., Swett, K., Mark, J. (1991): Paleobiology of a Neoproterozoic tidal flat/lagoon complex: the Draken Conglomerate Formation, Spitsbergen. – *Journal of Paleontology*, 65: 531-570.
- Kudryavtsev, A.B., Schopf, J.W., Agresi, D.G., Wdowiak, T.J. (2001): *In situ* laser-Raman imagery of Precambrian microscopic fossils. – *PNAS*, 98(3): 823-826.
- Le Hérissé, A. (1989): Acritarches et kystes d'algues Prasinophycées du Silurien de Gotland, Suède. – *Palaeontographia Italica*, 76: 57-302.
- Martin, F. (1966): Les Acritarches de Sart-Bernard (Ordovicien belge). – *Bulletin de la Société belge de géologie, de paléontologie et d'hydrologie*, 74(2): 423-444.
- Martin, F. (1993): Acritarchs: A review. – *Biological Reviews*, 68(4): 475-538.
- Martin, F., Dean, W.T. (1981): Middle and Upper Cambrian and Lower Ordovician acritarchs from Random Island, eastern Newfoundland. – *Geological Survey of Canada, Bulletin*, 343: 1-43.
- Martin, F. and Dean, W. T. 1988. Middle and Upper Cambrian acritarch and trilobite zonation at Manuels River and Random Island, eastern Newfoundland. – *Geological Survey of Canada, Bulletin*, 381: 1-91.
- Mädler K.A. (1963): Die figurierten organischen Bestandteile der Posidonienschiefer. – *Geologisches Jahrbuch, Beihefte*, 58: 287-406.
- Mädler, K.A. (1964): Hystriophyta and Acritarchs. – *Review of Palaeobotany and Palynology*, 5: 285-290.
- Moczydlowska, M. (1991): Acritarch biostratigraphy of the Lower Cambrian and the Precambrian – Cambrian boundary in southeastern Poland. – *Fossils and Strata*, 29: 1-127.
- Moczydlowska, M., Stockfors, M. (2004): Acritarchs from the Cambrian-Ordovician boundary interval on Kolguev Island, Arctic Russia. – *Palynology*, 28: 15-73.
- Moczydlowska, M., Zang, Wen-Long (2006): The Early Cambrian acritarch *Skiagia* and its significance for global correlation. – *Palaeoworld*, 15: 328-347.
- Molyneux, S.G., Leader, R.U. (1997): Morphological variation in *Coryphidium* from the Arenigian Series (Lower Ordovician) of northwestern England. – *Review of Palaeobotany and Palynology*, 98(1): 81-94.
- Molyneux, S.G., Le Hérissé, A., Wicander, R. (1996): Chapter 16. Palaeozoic Phytoplankton. – In: Jansonius, J., McGregor, D.C. (eds.): *Palynology: Principles and Applications*. American Association of Stratigraphic Palynologists Foundation, 2: 493-529.
- Mullins, G.L., Aldridge, R. J., Dorning, K. J., Le Hérissé, A., Jun, Li, Moczydlowska-Vidal, M., Molyneux, S. G., Servais T., Wicander R. (2007): The phytoPal Taxonomic Database (taxon list). – database, online .
- Munnecke, A., Servais, T. (1996): Scanning electron microscopy of polished, slightly etched rock surfaces: a method to observe palynomorphs *in situ*. – *Palynology*, 20: 163-176.
- Naumova, S.N. (1949): Spory nizhnego kyembriya. – *Izvestiya Akademii Nauk SSSR, Seriya Geologicheskaya*, pp. 49-56.
- Naumova, S.N. (1950): Spory nizhnego silura (Spores of the Lower Silurian). – *Trudy Konferentsii po sporovoplytsevomu analizu. Geograficheskii Fakultet, Izdatelstvo Moskovskogo Universiteta*, pp. 165-190.
- Paalits, I., Heuse, T. (2000): Taxonomic review of the acritarch genera *Acanthodiacrodium* Timofeev, 1958 and *Diornatosphaera* Downie, 1958. – *Bolletino della Societa Paleontologica Italiana*, 39: 311-317.
- Pacltová, B. (1977): The colonial rock-forming microfossils of the Bohemian Upper Proterozoic (Czechoslovakia), "*Bohemipora pragensis*". – *Origins of Life*, 8: 155-168.
- Pacltová, B. (1986): Palynology of metamorphic rocks (methodological study). – *Review of Palaeobotany and Palynology*, 48(4): 347-356.
- Playford, G. (1977): Lower to Middle Devonian acritarchs of the Moose River Basin, Ontario. – *Geological Survey of Canada, Bulletin* 279: 1-87.
- Playford, G., Ribecai, C., Tongiorgi, M. (1995): Ordovician acritarch genera *Peteinosphaeridium*, *Liliosphaeridium*, and *Cycloposphaeridium*: morphology, taxonomy, biostratigraphy, and palaeogeographic significance. – *Bolletino Societa Paleontologica Italiana*, 34: 3-54.
- Rasul, S.M. (1976): New species of the genus *Vulcanisphaera* (Acritarcha) from the Tremadocian of England. – *Micropaleontology*, 22(4): 479-484.
- Rayevskaya, E., Servais, T. (2004): *Veryhachium dumontii*: a diacrodian or a veryhachid acritarch? – *Abstracts XI IPC, June 2004, Granada, Spain. Polen*, 14: 132.
- Righi, E. (1991): *Ampullula*, a new acritarch genus from the Ordovician (Arenig-Llanvirn) of Öland. – *Review of Palaeobotany and Palynology*, 68: 119-126.
- Sarjeant, W.A.S., Stancliffe, R.P.W. (1994): The *Micrhystridium* and *Veryhachium* complexes (Acritarcha: Acanthomorphytae and Polygonomorphytae): a taxonomic reconsideration. – *Micropaleontology*, 40(1): 1-77.
- Sarjeant, W.A.S., Stancliffe, R.P.W. (1996): The acritarch genus *Polygonium* Vavrdová emend. Sarjeant and Stancliffe 1994: a reassessment of its constituent species. – *Annales de la Société géologique de Belgique*, 117(2): 355-369.
- Sarjeant, W.A.S., Stancliffe, R.P.W. (2000): Acritarch taxonomy: certain controverted questions. – *Modern Geology*, 24: 159-176.
- Sarjeant, W.A.S., Vavrdová, M. (1997): Taxonomic reconsideration of *Multiplicisphaeridium* Staplin, 1961 and other acritarch genera with branching processes. – *Geolines*, 5: 1-52.
- Schopf, J.W. (1968): Microflora of the Bitter Springs Formation, Late Precambrian, Central Australia. – *Journal of Paleontology*, 42: 651-688.
- Servais, T. (1993): The Ordovician acritarch *Frankea*. – *Special Papers in Palaeontology*, 48: 79- 95.
- Servais, T. (1997): The Ordovician *Arkonias-triatotheca* acritarch plexus. – *Review of Palaeobotany and Palynology*, 98: 47-79.
- Servais, T. (1998): An annotated bibliographical review of Ordovician acritarchs. – *Annales de la Société Géologique de Belgique*, 120(1): 23-72.

- Servais, T., Brocke, R., Fatka, O. (1996): Biometrics on *Dicrodiacrodium*: an example to document acritarch variability. – *Palaeontology*, 39(2): 389-405.
- Servais, T., Brocke, R., Fatka, O., Le Hérissé, A., Molyneux, S.G. (1997): Value and understanding of the term acritarch. – In: Fatka, O., Servais, T. (eds.): *Acritarcha in Praha 1996*. Acta Universitatis Carolinae, Geologica, 40(3-4): 631-643.
- Servais, T., Eiserhardt, K.H. (1995): A discussion and proposals concerning the Lower Paleozoic “galeate” acritarch plexus. – *Palynology*, 9: 191-210.
- Servais, T., Stricanne, L., Montenari, M., Pross, J. (2002): Population dynamics of galeate acritarchs at the Cambrian-Ordovician transition in the Algerian Sahara. – *Palaeontology*, 47(2): 395-414.
- Servais, T., Li Jun, Molyneux, S.G., Vecoli, M. (2008a): The Ordovician acritarch genus *Coryphidium*. – *Revue de micropaléontologie*, 51(1): 97-120.
- Servais, T., Vecoli, M., Li Jun, Molyneux, S.G., Raevskaya, E.G., Rubinstein, C.V. (2008b): The acritarch genus *Veryhachium* Deunff 1954: taxonomic evaluation and first appearance. – *Palynology*, 31: 191-203.
- Stancliffe, R.P.W., Sarjeant, W.A.S. (1994): The acritarch genus *Veryhachium* Deunff 1954, emend. Sarjeant and Stancliffe 1994: a taxonomic restudy and a reassessment of its constituent species. – *Micropaleontology*, 40(3): 223-241.
- Stancliffe, R.P.W., Sarjeant, W.A.S. (1996): The acritarch genus *Dorsennidium* Wicander 1974, emend. Sarjeant and Stancliffe 1994: a reassessment of its constituent species. – *Micropaleontology*, 42(2): 151-166.
- Staplin, F.L., Jansonius, J., Pocock, S.A.J. (1965): Evaluation of some acritarchous hystrichosphere genera. – *Neues Jahrbuch für Geologie und Paläontologie, Abhandlungen*, 123(2): 167-201.
- Steiner, M. (1997): *Chuarina circularis* Walcott 1899 – “Megasphaeromorph Acritarch” or procaryotic colony? – In: Fatka, O., Servais, T. (eds.): *Acritarcha in Praha 1996*. Acta Universitatis Carolinae Geologica, 40: 645-665.
- Steiner, M., Fatka, O. (1996): Lower Cambrian tubular micro- to macrofossils from the Paseky Shales of the Barrandian area (Czech Republic). – *Paläontologische Zeitschrift*, 70(3/4): 275-299.
- Streel, M., Paris, F., Riegel, W., Vanguetaine, M. (1988): Acritarch, chitinozoan and spore stratigraphy from the Middle and late Devonian of northeast Libya. – In: El-Arnauti, A., Owens, B., Thusu, B. (eds.): *Subsurface palynostratigraphy of northeast Libya*. Garyounis University Publications, pp. 111-128.
- Stricanne, L., Servais, T. (2002): A statistical approach to classification of the Cambro-Ordovician galeate acritarch plexus. – *Review of Palaeobotany and Palynology*, 118: 239-259.
- Stricanne, L., Servais, T., Talyzina, N., Vanguetaine, M. (2005): Reevaluation of the Upper Cambrian-Ordovician acritarch *Nellia acifera*. – *Neues Jahrbuch für Geologie und Paläontologie, Abhandlungen*, 235: 87-112.
- Strother, P.K. (1996): Acritarchs. – In: J. Jansonius and D. C. McGregor (eds), *Palynology: Principles and Applications*. American Association of Stratigraphic Palynologist Foundation, 1, pp. 81-106. Publishers Press, Salt Lake City, USA.
- Strother, P.K. (2008): A speculative review of factors controlling the evolution of phytoplankton during Paleozoic time. – *Revue de micropaléontologie*, 51: 9–21.
- Tappan, H. (1980): *The Paleobiology of Plant Protists*. – W. H. Freeman and Company, San Francisco, 1028 pp.
- Timofeev, B.V. (1958): Über das Alter sächsischer Grauwacken. Mikropaläophytologische Untersuchungen von Proben aus der Weesensteiner und Lausitzer Grauwacke. – *Geologie*, 7(3-6): 826-845.
- Timofeev, B.V. (1964): O systematike drevneishikh fitoplanktonnykh organizmov i dispersnykh spor. – In: *Systematika i Metody Izucheniya Iskopaemykh Pyltsy i Spor*. Akademiya Nauk SSSR, Sibirskoe Otdelenie, Institut Geologii i Geofiziki, Novosibirsk, Nauka, Moskva, pp 227-229.
- Tonarová, P., Fatka, O. (2006): Morphological variability of the acritarch genus *Eliasium* Fombella 1977. – *Palaeozoic palynology in space and time*, Abstracts CIMP General Meeting, Prague, pp. 55-56.
- Turner, R.E. (1984): Acritarchs from the type area of the Ordovician Caradoc Series, Shropshire, England. – *Palaeontographica, B*, 190(4-6): 87-157.
- Uutela, A., Sarjeant, W.A.S. (2000): The Ordovician acritarch genera *Tranvikium* and *Ampullula*: their relationship and taxonomy. – *Review of Palaeobotany and Palynology*, 112: 23-38.
- Uutela, A., Tynni, R. (1991): Ordovician acritarchs from the Rapla borehole, Estonia. – *Geological Survey of Finland, Bulletin*, 353: 1-135.
- Vanguetaine, M. (1973): New acritarchs from the Upper Cambrian of Belgium. – *Proceedings of the Third International Palynological Conference*, Novosibirsk, 1971: 28-30.
- Vanguetaine, M. (2002): The Late Cambrian acritarch *Cristallinium randomense*: morphology, taxonomy and stratigraphical extension. - *Review of Palaeobotany and Palynology*, 118: 269-285.
- Vavrdová, M. (1972): Acritarchs from Klabava Shales. - *Věstník ústředního ústavu geologického*, 47(1): 79-86.
- Vecoli, M., Tongiorgi, M., Playford, G. (1999): The Ordovician acritarchs *Frankea breviscula*, *F. longiuscula* and *F. sartbernandesis*: a new study. – In: Tongiorgi, M., Playford, G. (eds.): *Studies in Palaeozoic palynology. Selected papers from the CIMP Symposium and Workshops*. Bollettino della Società paleontologica Italiana, 38(2-3): 343-358.
- Volkova, N.A., Golub, I.N. (1985): Novye akritarkhi verkhnego kembrika Leningradskoy oblasti (Ladozhskaya svita) [New Upper Cambrian acritarchs from the Leningrad Oblast (Ladoga Formation)]. – *Paleontologicheskii Zhurnal*, 19(4): 90-98.
- Walcott, C.D. (1899): Pre-cambrian fossiliferous formations. – *Geological Society of America, Bulletin*, 10: 199-244.
- Walcott, C.D. (1919): Cambrian geology and paleontology IV, No. 5 – Middle Cambrian Algae. – *Smithsonian Miscellaneous Collections*, 67(5): 217-260.

Wauthoz, B., Dorning, K.J., Le Hérissé, A. (2003): *Cras-siangulina variacornuta* sp. nov. from the late Llandovery and its bearing on Silurian and Devonian acritarch taxonomy. – Bulletin de la Société géologique de France, 174(1): 67-81.

Wauthoz, B., Gérard, P. (1999): Biometric study of some *Domasia* species (Acritarcha) from the Silurian of the Brabant Massif, Belgium. – In: Tongiorgi, M., Playford, G. (eds), Studies in Palaeozoic palynology. Selected papers from the CIMP Symposium and Workshops. Bollettino della Società paleontologica Italiana, 38(2-3): 381-395.

Explanation

PLATE 1

1. *Navifusa bacilla* (DEUNFF, 1955) PLAYFORD, 1977, Lower Devonian.
2. *Veryhachium lairdi* group, Middle Ordovician.
3. *Veryhachium trispinosum* group, Middle Ordovician.
- 4, 5. *Aureotesta clathrata clathrata* (VAVRDOVÁ, 1972) emend. BROCKE, SERVAIS et FATKA, 1997, Middle Ordovician.
6. *Deunffia* sp., Silurian.
7. *Striatotheca* sp., Lower-Middle Ordovician.
8. *Barakella* sp., Lower Ordovician.
9. *Leiosphaeridia* sp. Silurian.
- 10, 11. *Coryphidium-Tetraniveum* group, Middle Ordovician.
12. *Liliosphaeridium intermedium* (EISENACK, 1976) PLAYFORD, RIBECAL et TONGIORGI, 1995, Upper Ordovician.
13. *Frankea sartbernardensis* (MARTIN, 1966) COLBATH 1986, Middle Ordovician.
14. *Caldariola* sp., Lower Ordovician.
15. *Peteinosphaeridium* sp., Middle Ordovician.
16. *Eliasum llaniscum* FOMBELLA, Cambrian, Drumian.
17. *Adara alea* MARTIN 1981, Cambrian, Drumian.

